

JVC

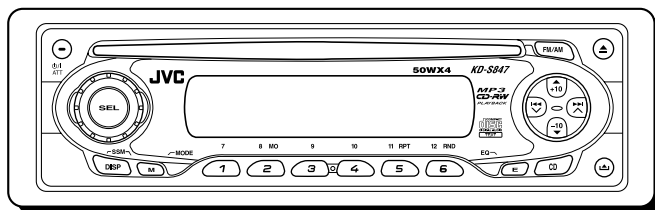

SCHEMATIC DIAGRAMS

CD RECEIVER

KD-S847

CD-ROM No.SML200304

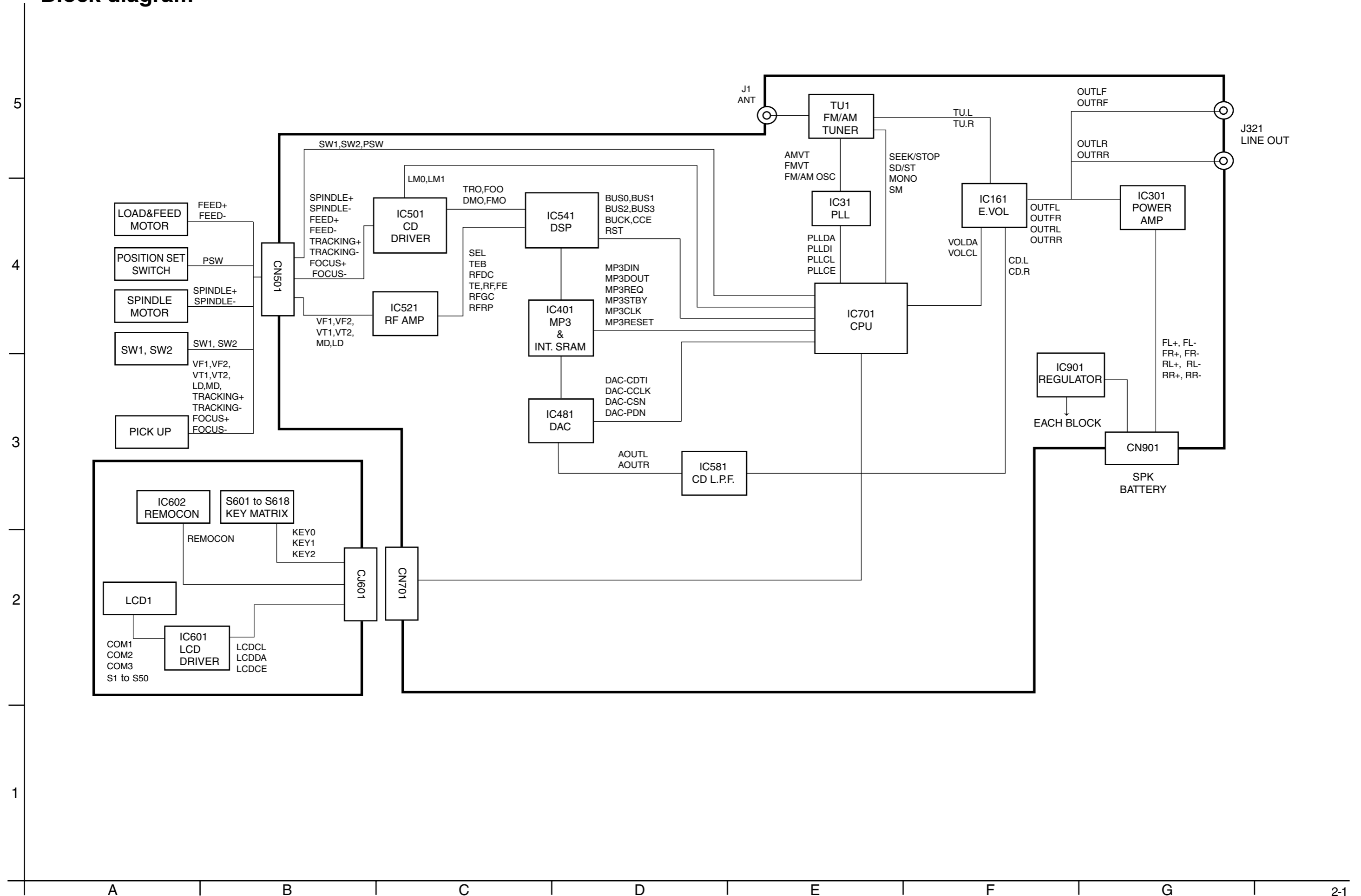
Area suffix
EE ----- Russian Federation



Contents

Block diagram	2-1
Standard schematic diagrams	2-2
Printed circuit boards	2-5 to 7

Block diagram



Standard schematic diagrams

Main amplifier section

- NOTES
1. VOLTAGES ARE DC-MEASURED WITH A DIGITAL VOLT METER WITHOUT INPUT SIGNAL CONDITION---FM MODE. () AM MODE. () CD MODE.
 2. UNLESS OTHERWISE SPECIFIED. ALL RESISTORS ARE 1/16W 5% METAL GLAZE RESISTOR. ALL CAPACITORS ARE 50V OR 25V CERAMIC CAPACITOR. ALL RESISTANCE VALUES ARE IN OHM. ALL CAPACITANCE VALUES ARE IN uP/PF. ALL E-CAPACITORS ARE SHOWN IN THE FORM OF CAPACITANCE(uP)/RATED VOLTAGE(V)
 3. COMPONENTS IN () INDICATE NOT USE.

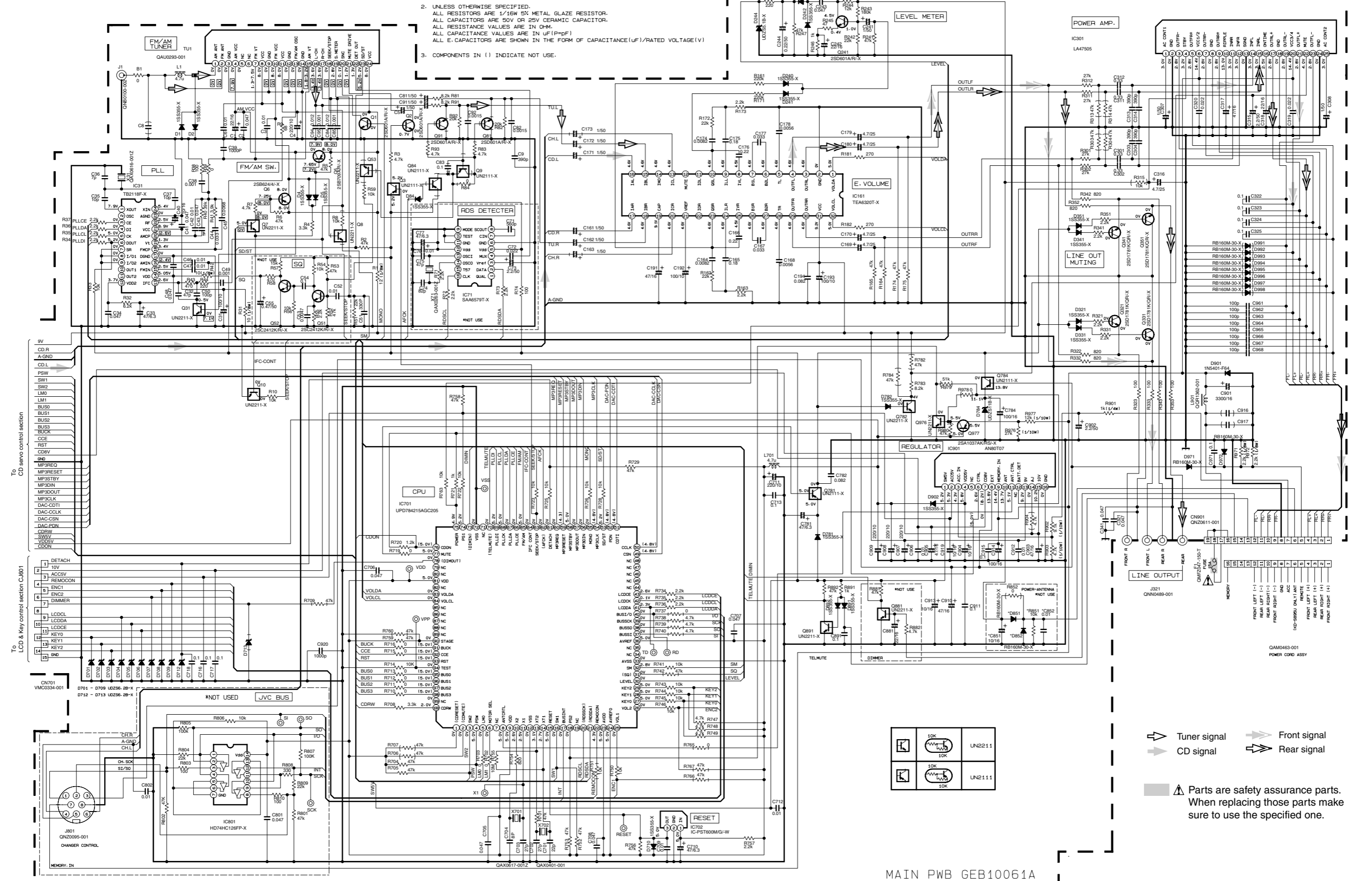
5

4

3

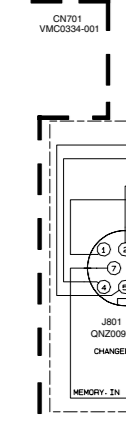
2

1



CD servo control section

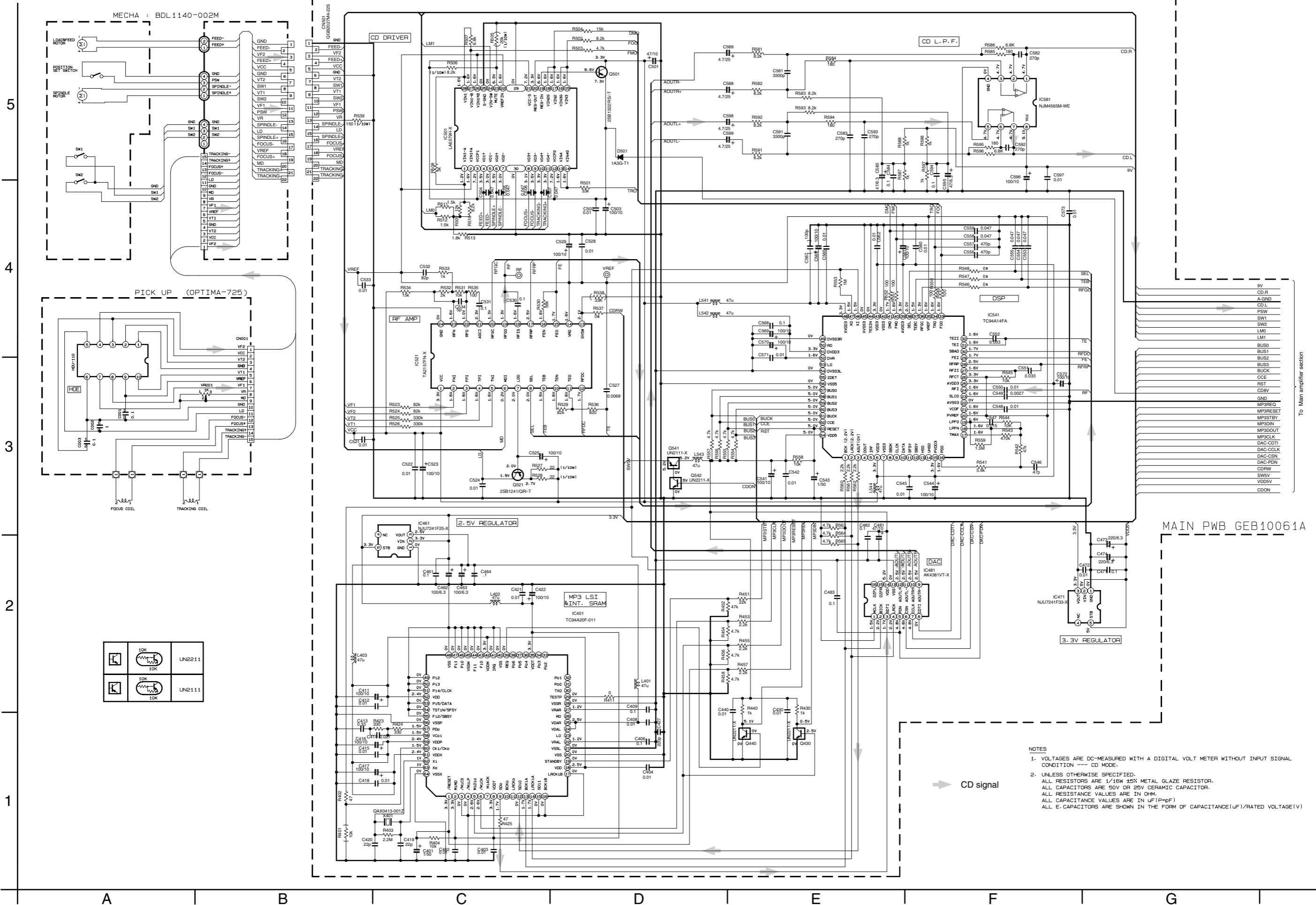
LCD & Key control section C1601



MAIN PWB GEB10061A

A B C 2-2 D E F G H

CD servo control section



- NOTES
1. VOLTAGES ARE DC-MEASURED WITH A DIGITAL VOLT METER WITHOUT INPUT SIGNAL CONDITION --- CD MODE.
 2. UNLESS OTHERWISE SPECIFIED, ALL RESISTORS ARE 1/16W ±5% METAL GLAZE RESISTOR. ALL CAPACITORS ARE 50V OR 25V CERAMIC CAPACITOR. ALL RESISTANCE VALUES ARE IN OHM. ALL CAPACITANCE VALUES ARE IN UF(P=PF) ALL E-CAPACITORS ARE SHOWN IN THE FORM OF CAPACITANCE(UF)/RATED VOLTAGE(V)

To Main amplifier section

MAIN PWB GEB10061A

■ LCD & Key control section

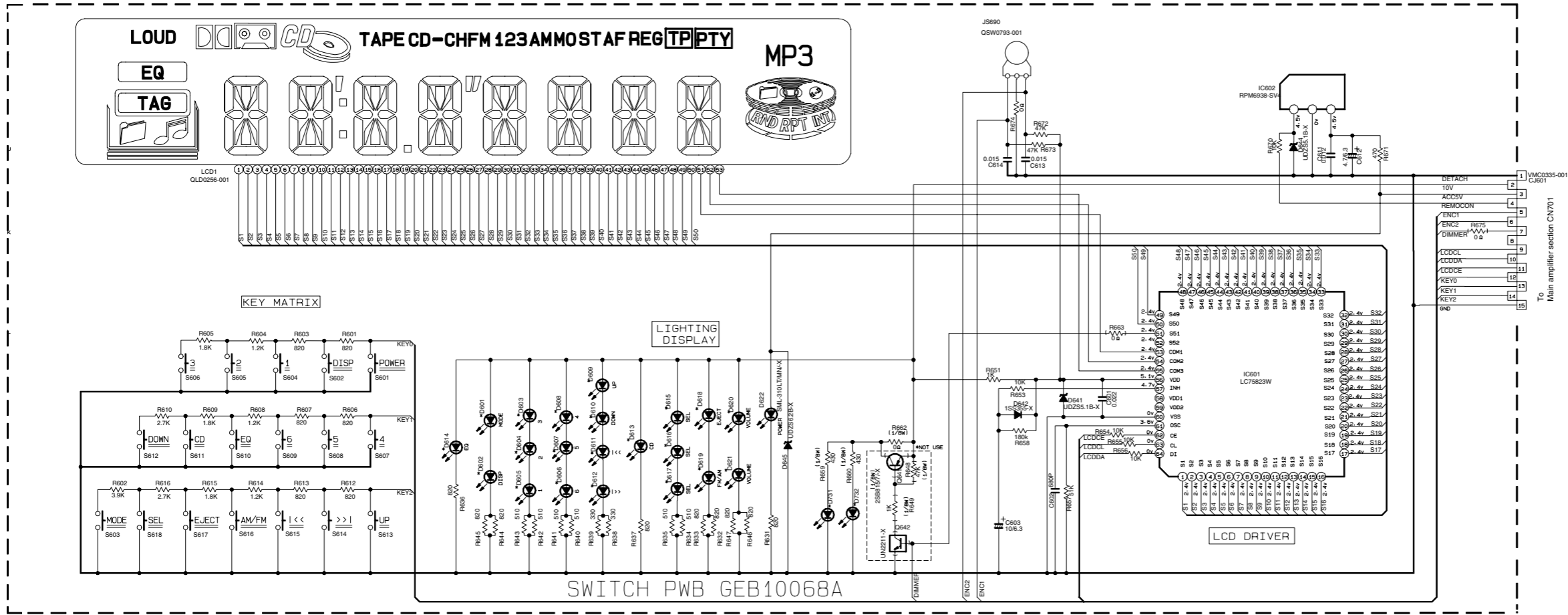
5

4

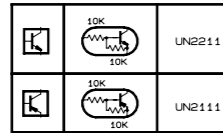
3

2

1



FRONT CIRCUIT BOARD SECTION



*REMARKS

D731	D732	WHITE NSPW310BS/BRS/
D601-D621		LNJ3086B1/1-3/X

NOTES

- VOLTAGES ARE DC-MEASURED WITH A DIGITAL VOLT METER WITHOUT INPUT SIGNAL.
- UNLESS OTHERWISE SPECIFIED,
ALL RESISTOR ARE 1/16W ±5% METAL GLAZE RESISTOR.
ALL CAPACITORS ARE 50V OR 25V CERAMIC CAPACITOR.
ALL RESISTANCE VALUES ARE IN OHM.
ALL CAPACITANCE VALUES ARE IN uF(P=PF)
ALL E. CAPACITORS ARE SHOWN IN THE FORM OF CAPACITANCE(uF)/RATED VOLTAGE(V)
HM --- TANTALUM CAPACITOR.

A

B

C

24

D

E

F

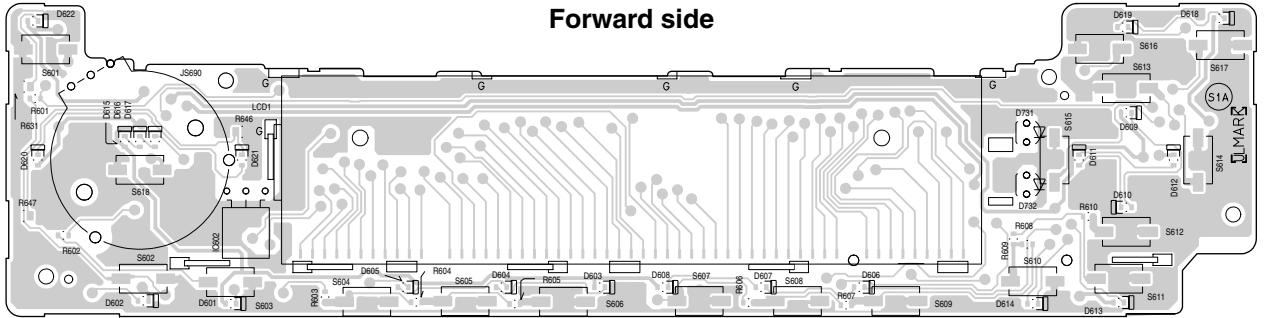
G

H

■ Front board

5

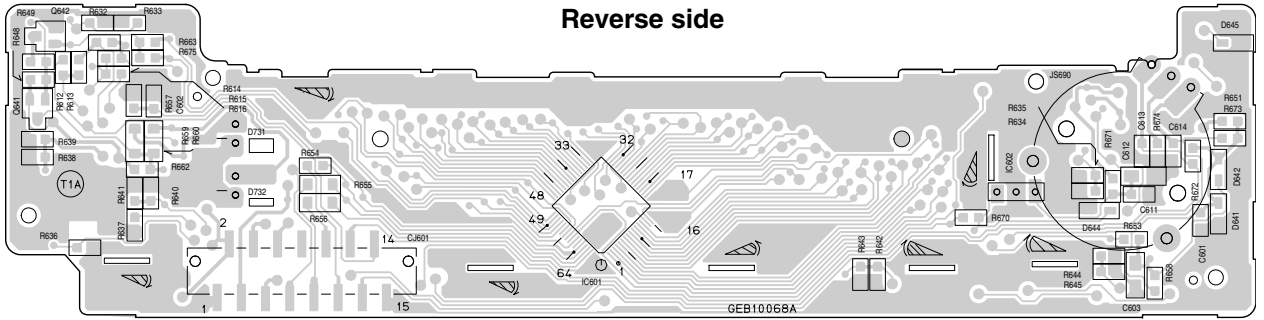
Forward side



4

3

Reverse side



2

1

A

B

C

KD-S847

JVC

VICTOR COMPANY OF JAPAN, LIMITED

AV & MULTIMEDIA COMPANY 10-1, 1Chome, Ohwatari-machi, Maebashi-city, 371-8543, Japan

(No.49832SCH)



Printed in Japan
2003/04